

ICRC ANNUAL REPORT 2016

FACTS AND FIGURES



ICRC

TABLE OF CONTENTS

OVERVIEW	4
Presence and personnel	4
Expenditure and implementation rate	4
ICRC PROGRAMMES	5
Protection	6
Assistance	8
Prevention	11
Cooperation with National Societies	12
FIELD OPERATIONS	13
Breakdown of the field expenditure by region and programme	14
Profiles by region	15
15 largest operations	20
FINANCE	21
Comparative data: budget and expenditure	22
Comparative data: income by source	23
Earmarking	25

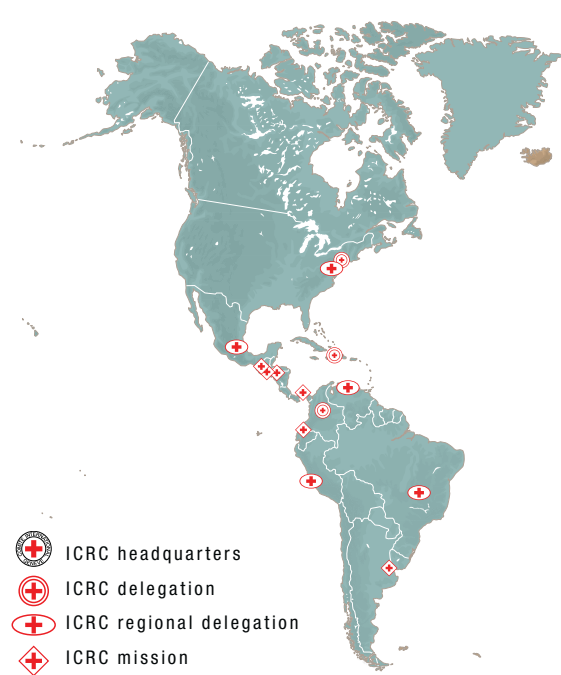
The boundaries, names and designations used in this report do not imply official endorsement, nor express a political opinion on the part of the ICRC, and are without prejudice to claims of sovereignty over the territories mentioned.

The financial figures in this document have been rounded off and may vary slightly from the amounts presented in other documents. Sum totals may be different from the totals presented.

OVERVIEW

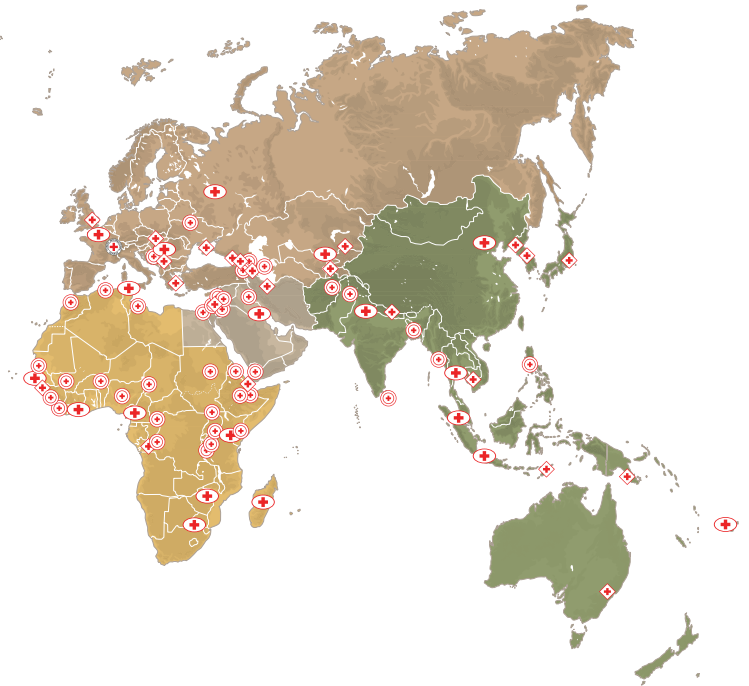
PRESENCE

In 2016, the ICRC was present in more than **80** countries through delegations, sub-delegations, offices and missions.

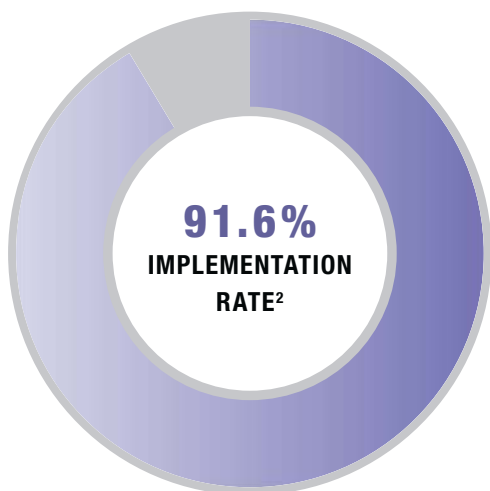


PERSONNEL

Around **15,450** staff members worked in the field and at ICRC headquarters in Geneva, Switzerland.



EXPENDITURE AND IMPLEMENTATION RATE



IN CHF MILLIONS

○	FINAL BUDGET including budget extensions	1,818 88
●	TOTAL EXPENDITURE¹ HEADQUARTERS FIELD	1,666 204 1,462

1. Including field overheads of CHF 89 million
2. Implementation rate = expenditure/budget x 100

ICRC PROGRAMMES

KEY FIGURES

PROTECTION

Visits to detainees
Restoring family links

ASSISTANCE

Assistance supplies
Economic security
Water and habitat
Health
Weapon contamination
Forensics

PREVENTION

Relations with weapon bearers
State participation in IHL treaties and domestic implementation
Law and policy conferences and outreach
Relations with academic circles
Public communication

COOPERATION WITH NATIONAL SOCIETIES

PROTECTION

VISIT TO DETAINEES

Throughout the year, ICRC delegates visited people deprived of their freedom, including those held in connection with armed conflicts and other situations of violence, detainees under the jurisdiction of international courts and tribunals, and migrants.



987,203
DETAINEES VISITED



1,649
PLACES OF DETENTION



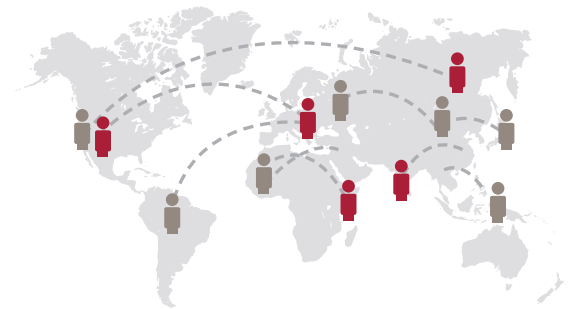
4,825
VISITS



98
CONTEXTS

RESTORING FAMILY LINKS

The ICRC and its partners within the International Red Cross and Red Crescent Movement helped family members separated as a result of armed conflict, other violence, migration, detention or other circumstances to establish or maintain contact with their relatives.



166,471

RED CROSS MESSAGES (RCMS) COLLECTED



FROM CIVILIANS
FROM DETAINEES

143,701

RCMS DISTRIBUTED



TO CIVILIANS
TO DETAINEES



570,113

PHONE AND VIDEO CALLS FACILITATED BETWEEN
FAMILY MEMBERS



29,841

PHONE CALLS MADE BY THE ICRC TO INFORM FAMILIES OF
THE WHEREABOUTS OF A DETAINED RELATIVE



14,843

DETAINEES VISITED BY THEIR
FAMILIES WITH ICRC SUPPORT

910

PEOPLE, INCLUDING **836** MINORS,
REUNITED WITH THEIR FAMILIES

The ICRC paid particular attention to the cases of unaccompanied minors and separated children – among them, migrants and children formerly associated with armed forces or armed groups. This work entailed tracing their relatives, organizing family reunifications or identifying other long-term solutions, in the best interests of the child and with the agreement of all those involved.

► **CHILDREN NEWLY REGISTERED BY THE ICRC:**

3,504 (1,239 GIRLS), INCLUDING 380 DEMOBILIZED CHILDREN

► **CHILDREN WHOSE CASES WERE STILL BEING HANDLED AT THE END OF THE YEAR:**

4,637, INCLUDING 205 DEMOBILIZED CHILDREN

Through tracing requests, people sought the ICRC's help in searching for their relatives, including those unaccounted for in connection with past or ongoing armed conflicts.



18,045

PEOPLE FOR WHOM A TRACING REQUEST WAS NEWLY REGISTERED



4,751

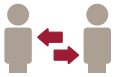
PEOPLE WHOSE FATES OR WHEREABOUTS WERE ESTABLISHED



73,436

TRACING CASES STILL BEING HANDLED AT THE END OF THE YEAR OR WHEREABOUTS WERE ESTABLISHED

As a neutral intermediary, the ICRC:



facilitated the transfer or repatriation of **1,525** people and the remains of **2,059** people



relayed **927** official documents between family members across borders or front lines



995,893

PEOPLE CONTACTED ICRC OFFICES WORLDWIDE FOR FAMILY-LINKS SERVICES OR OTHER CONCERNS

ASSISTANCE

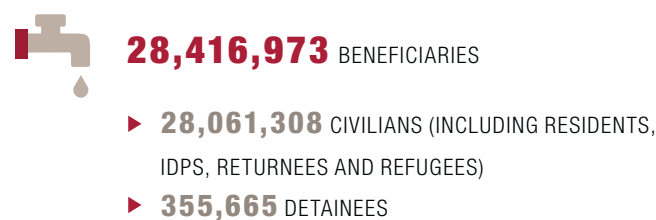
ECONOMIC SECURITY

The ICRC, in most cases with National Societies, helped residents, IDPs, returnees, refugees and detainees in 61 countries and territories meet their basic needs and/or improve their livelihoods.



WATER AND HABITAT

The ICRC worked with local authorities and communities to repair, build or upgrade water-supply, sanitation and other infrastructure in 49 contexts. This translated to potable water, reduced health risks or generally better living conditions for millions of people.

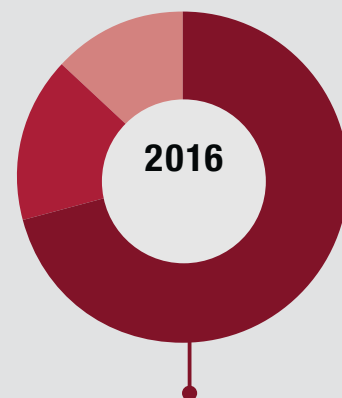


ASSISTANCE SUPPLIES

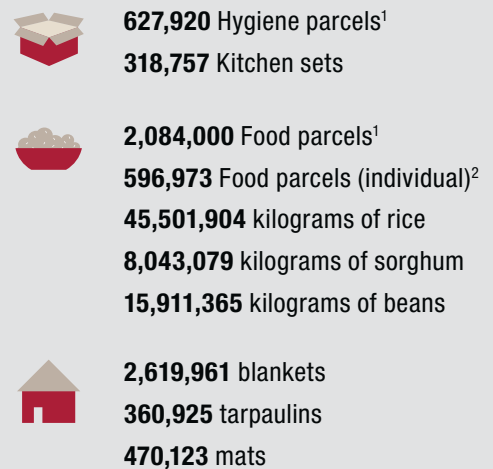
In 2016, the ICRC purchased or received as in-kind contributions the following assistance supplies:

	IN CHF MILLIONS
RELIEF ITEMS	CHF 219
MEDICAL AND PHYSICAL REHABILITATION ITEMS	CHF 49
WATER AND HABITAT ITEMS	CHF 40

TOTAL CHF 308



10 MOST DISTRIBUTED RELIEF ITEMS



1. 5 people/1 month
2. 1 person/1 month

HEALTH-CARE SERVICES

Community health programmes were implemented in 24 countries or territories, often in partnership with National Societies and other local stakeholders.



271 ICRC-SUPPORTED PRIMARY-HEALTH-CARE CENTRES



8,804,725
AVERAGE CATCHMENT POPULATION



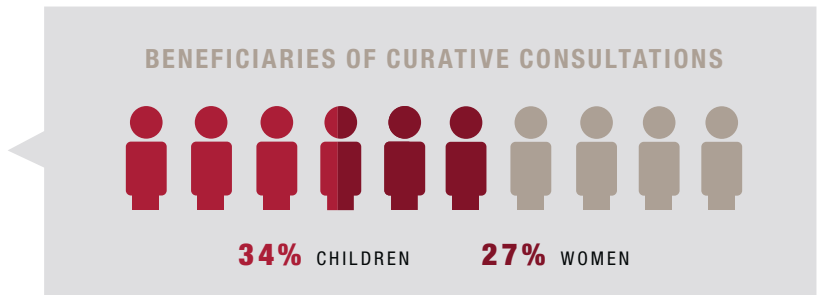
3,805,082
CURATIVE CONSULTATIONS



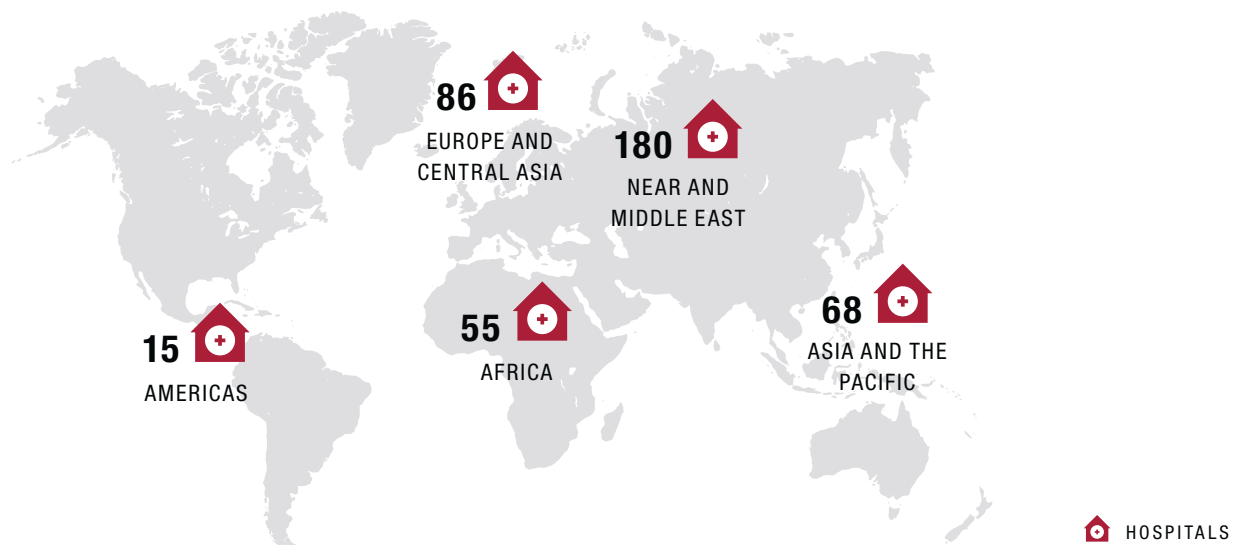
2,545,241
PATIENTS VACCINATED



356,406
ANTENATAL CONSULTATIONS



During the year, the ICRC supported – regularly or on an ad hoc basis – **441 HOSPITALS** in 29 countries or territories.



143 OF THESE HOSPITALS PROVIDED STATISTICS:

- ▶ **54,167** WEAPON-WOUNDED AND **148,347** NON-WEAPON-WOUNDED SURGICAL PATIENTS ADMITTED
- ▶ **182,066** OPERATIONS PERFORMED
- ▶ **1,997,595** OUTPATIENTS TREATED
- ▶ **386,029** OTHER PATIENTS ADMITTED, INCLUDING **148,557** WOMEN AND GIRLS WHO RECEIVED GYNAECOLOGICAL/ OBSTETRIC CARE



124 first-aid posts near combat zones received support for providing emergency treatment to weapon-wounded patients.



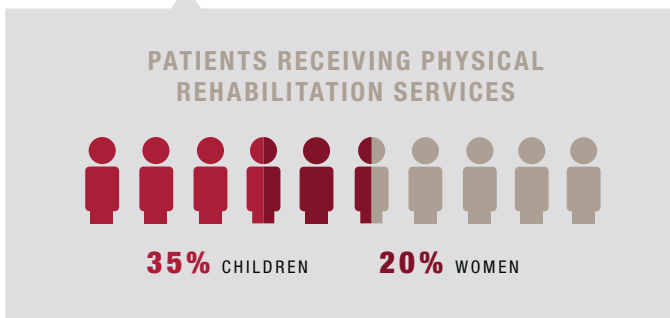
In 31 contexts, the ICRC worked to ensure access to good-quality physical rehabilitation services for persons with disabilities, including mine victims. Its projects often involved support for social inclusion, whether through livelihood opportunities or sports events for patients. Training for local staff aimed to ensure service sustainability.

139

PROJECTS SUPPORTED (INCLUDING PHYSICAL REHABILITATION CENTRES, COMPONENT FACTORIES AND TRAINING INSTITUTIONS)

398,409

PEOPLE SERVED



10,514 NEW PATIENTS FITTED WITH PROSTHESES, AND **50,457** WITH ORTHOSES

22,363 PROSTHESES AND **97,533** ORTHOSES DELIVERED



6,321 WHEELCHAIRS AND TRICYCLES DISTRIBUTED

WEAPON CONTAMINATION



The ICRC carried out activities addressing weapon contamination in **36** countries or territories. These included mine-risk education sessions, collecting data on mine incidents, clearance activities and training for local actors.

FORENSICS



The ICRC worked with local authorities in **70** contexts to ensure the proper and dignified management of human remains and to help prevent and resolve cases of missing persons.

PREVENTION

RELATIONS WITH WEAPON BEARERS



ICRC delegates met with various weapon bearers present in conflict zones, from members of the armed forces and the police to paramilitary units, non-State armed groups and staff of private military companies. The aim was to increase their understanding of IHL, international human rights law or other norms applicable to their duties, and to familiarize them with the ICRC's mandate and activities.

- ▶ over **1,470** workshops, round-tables and exercises involving some **85,280** military, security and police personnel in **167** countries
- ▶ Senior Workshop on International Rules governing Military Operations (Lucerne, Switzerland), attended by **90** high-ranking officers from **71** countries
- ▶ dialogue with **119** armed groups or coalitions of armed groups in **13** countries

STATE PARTICIPATION IN IHL TREATIES AND DOMESTIC IMPLEMENTATION

The ICRC continued to pursue active dialogue with national authorities worldwide in order to promote ratification of or accession to IHL treaties and their domestic implementation. It provided legal and technical advice to governments and supported them in their endeavours to establish interministerial committees entrusted with the national implementation of IHL.



14 regional events on IHL and its implementation in domestic law and policy

8 regional IHL training events for national authorities

- ▶ **1,000** participants from **109** countries



43 ratifications of or accessions to IHL-related treaties (including Additional Protocol III to the 1949 Geneva Conventions) by **32** countries



35 pieces of domestic legislation adopted by **20** countries to implement various IHL treaties

LAW AND POLICY CONFERENCES



The ICRC acted as a convener of public debates and conferences on IHL and humanitarian policy. Movement components and members of aid, diplomatic and academic circles reflected on solutions to current challenges and sought to identify ways to improve humanitarian action.

- ▶ conference cycle on "Generating Respect for the Law" – **19** events gathering over **2,000** participants in **11** countries: Australia, Italy, Côte d'Ivoire, Jordan, Kenya, Lebanon, the Netherlands, the Russian Federation, South Africa, Switzerland and the United States of America
- ▶ **14** public conferences on international law and policy held at the Humanitarium at ICRC headquarters, bringing together **2,400** diplomats, humanitarians and academics based in Geneva

55,000

ONLINE VIEWS

These events reached a global audience through live webcasts, video summaries, conference reports, blog posts and other online resources.

RELATIONS WITH ACADEMIC CIRCLES

The ICRC interacted with over **700** universities in more than **120** countries, providing support for IHL teaching, humanitarian policy and activities geared towards the promotion and development of IHL.



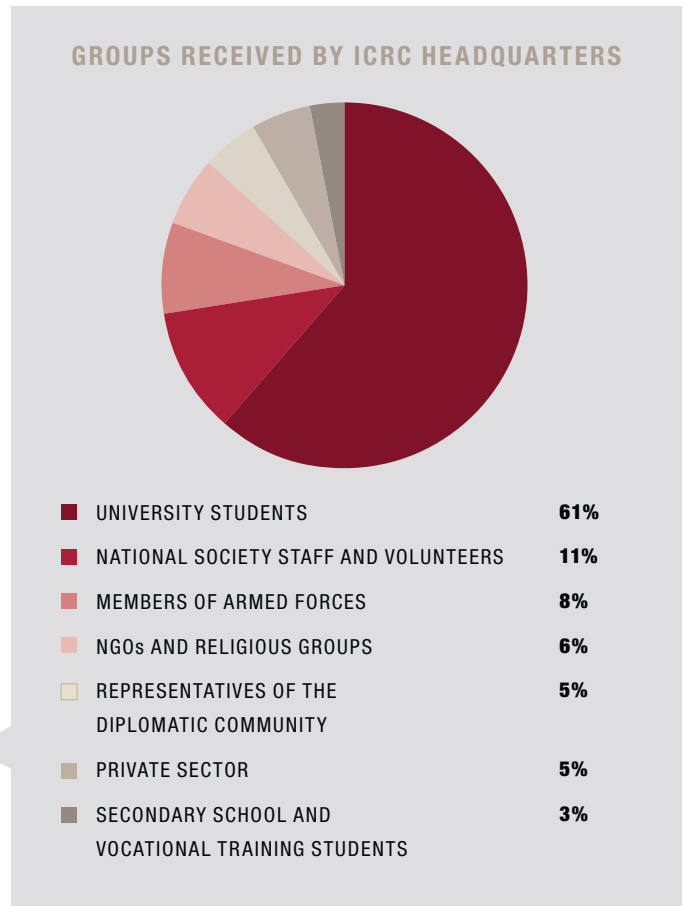
11 regional and international IHL training seminars and round-tables, involving over **600** professors, experts, lecturers and graduate students



4 regional IHL competitions, involving some **150** students and lecturers; the annual Jean-Pictet Competition on IHL, involving over **140** students from around the world



ICRC headquarters received **180** groups totaling **4,780** people



PUBLIC COMMUNICATION

Media coverage of ICRC activities and statements drew attention to humanitarian issues among broad audiences.



18,000 media mentions



5.8 MILLION visits to ICRC.org

1.1 MILLION Facebook "likes"



ICRC news material carried by over **1,300** channels worldwide

1 MILLION followers on Twitter and **50,000** on Instagram

21,700 article views on Medium

1.2 MILLION views on YouTube

COOPERATION WITH NATIONAL SOCIETIES



64 delegations implemented different ICRC activities in cooperation with the respective National Societies. An important dimension of the ICRC's collaboration with National Societies aimed to strengthen the latter's capacities to carry out their mandates and activities either independently or jointly with the ICRC.

In 2016, the total expenses devoted to cooperation with National Societies, including direct financial support, amounted to **CHF 109 million**. These activities were implemented in close coordination with the International Federation of Red Cross and Red Crescent Societies and with National Societies working internationally.

FIELD OPERATIONS

BREAKDOWN OF THE FIELD EXPENDITURE

By geographical region

By programme

PROFILES BY REGION

Africa

Americas

Asia and the Pacific

Europe and Central Asia

Near and Middle East

15 LARGEST OPERATIONS

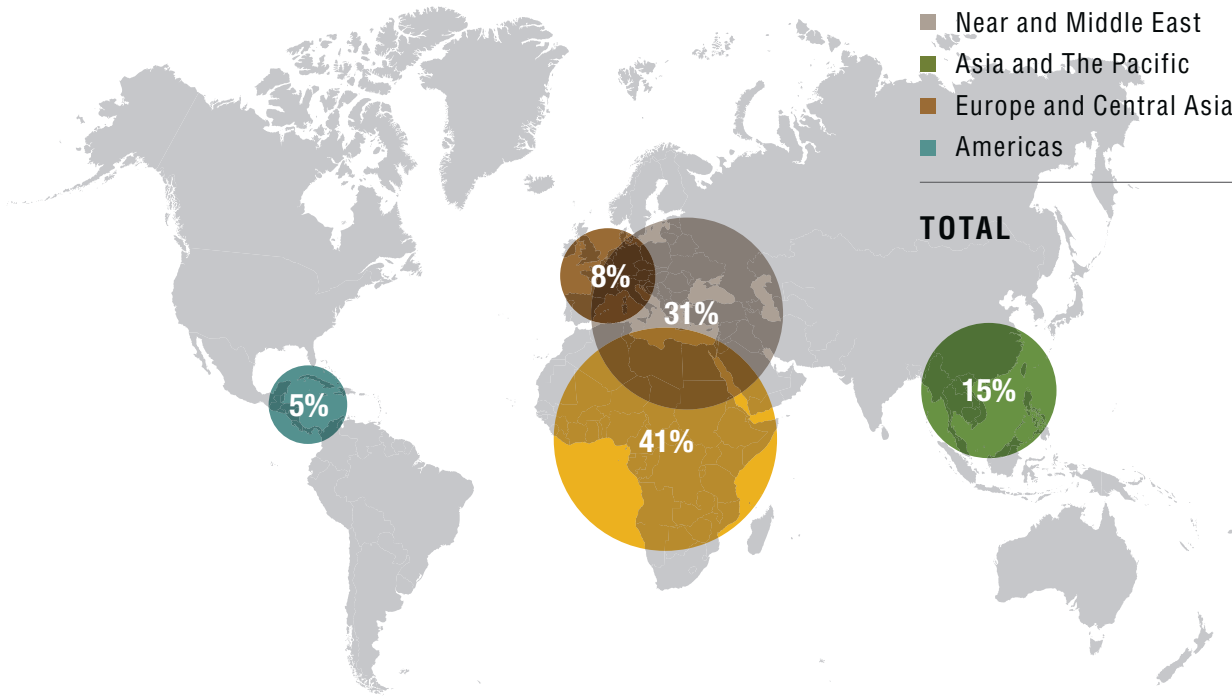
BREAKDOWN OF THE FIELD EXPENDITURE

BY GEOGRAPHICAL REGION

IN CHF MILLIONS






■ Africa	606.1
■ Near and Middle East	448.0
■ Asia and The Pacific	222.5
■ Europe and Central Asia	110.5
■ Americas	75.1

TOTAL 1,462.0



BY PROGRAMME

IN CHF MILLIONS

PROTECTION	232.7		15.9%
ASSISTANCE	990.7		67.8%
PREVENTION	150.2		10.3%
COOPERATION WITH NATIONAL SOCIETIES	79.7		5.4%
GENERAL	8.9		0.6%

AFRICA

FINANCE

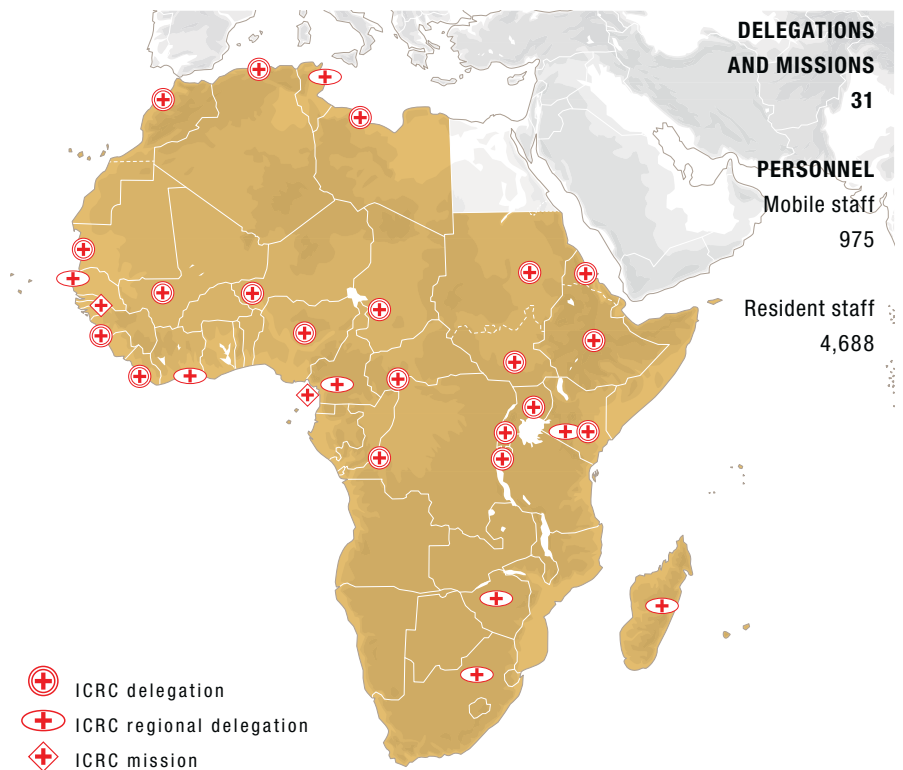
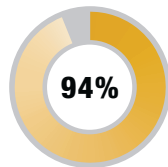
BUDGET IN CHF MILLIONS

Initial Appeals	609.8
Budget Extension Appeals	32.0
FINAL BUDGET	641.8

EXPENDITURE

TOTAL	606.1
of which overheads	36.9

IMPLEMENTATION RATE*



PROTECTION

RESTORING FAMILY LINKS

RCMs collected
130,016 from civilians
6,443 from detainees

RCMs distributed
115,146 to civilians
3,208 to detainees

428,645 phone calls facilitated between family members
5,947 phone calls made by the ICRC to families to inform them of the whereabouts of a detained relative

2,190 tracing cases closed positively
887 people reunited with their families
831 of whom were unaccompanied/separated minors

VISITS TO DETAINEES

323,816 detainees visited
18,245 detainees monitored individually

1,894 visits carried out
627 places of detention visited

ASSISTANCE

ECONOMIC SECURITY

Food commodities
2,877,895 beneficiaries

Productive inputs
2,066,110 beneficiaries

Vouchers
13,782 beneficiaries

Essential household items
1,221,071 beneficiaries

Cash
332,841 beneficiaries

Services and training
1,396,434 beneficiaries

WATER AND HABITAT

For civilians
3,283,508 beneficiaries

For wounded and sick
3,382 beds

HEALTH

Health centres
98 structures

Hospitals
55 structures

Physical rehabilitation
45 projects
38,184 patients receiving services

* Implementation rate = expenditure/budget x 100

AMERICAS

FINANCE

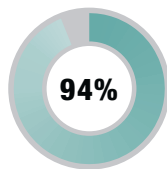
BUDGET IN CHF MILLIONS

Initial Appeals	80.2
Budget Extension Appeals	-
FINAL BUDGET	80.2

EXPENDITURE

TOTAL	75.1
of which overheads	4.6

IMPLEMENTATION RATE*



- ICRC delegation
- ICRC regional delegation
- ICRC mission



DELEGATIONS AND MISSIONS
14

PERSONNEL
Mobile staff
143

Resident staff
629

PROTECTION

RESTORING FAMILY LINKS

RCMs collected
100 from civilians
861 from detainees

83,995 phone calls facilitated between family members
40 phone calls made by the ICRC to families to inform them of the whereabouts of a detained relative

RCMs distributed
68 to civilians
614 to detainees

194 tracing cases closed positively
1 person reunited with his/her family

VISITS TO DETAINEES

169,871 detainees visited
601 detainees monitored individually

344 visits carried out
131 places of detention visited

ASSISTANCE

ECONOMIC SECURITY

Food commodities
2,831 beneficiaries

Productive inputs
14,726 beneficiaries

Services and training
140,077 beneficiaries

Essential household items
4,522 beneficiaries

Cash
171,658 beneficiaries

WATER AND HABITAT

For civilians
106,798 beneficiaries

For wounded and sick
242 beds

HEALTH

Health centres
16 structures

Hospitals
15 structures

Physical rehabilitation
18 projects
19,608 patients receiving services

* Implementation rate = expenditure/budget x 100

ASIA AND THE PACIFIC

FINANCE

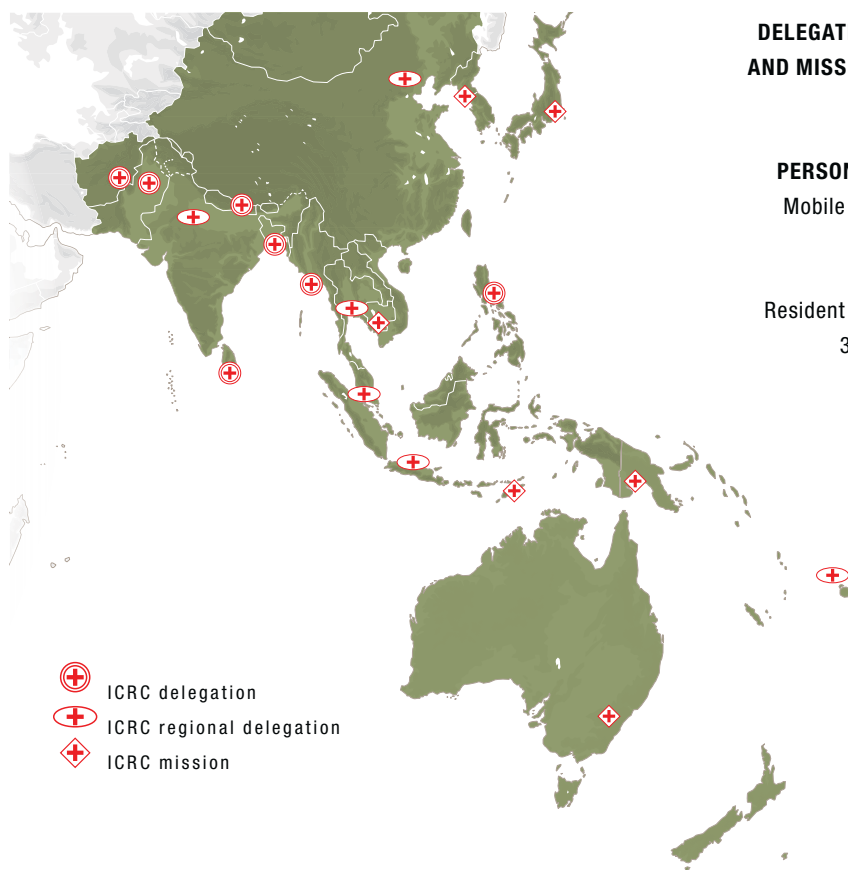
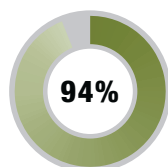
BUDGET IN CHF MILLIONS

Initial Appeals	236.3
Budget Extension Appeals	-
FINAL BUDGET	236.3

EXPENDITURE

TOTAL	222.5
of which overheads	13.5

IMPLEMENTATION RATE*



DELEGATIONS AND MISSIONS
20

PERSONNEL
Mobile staff
435

Resident staff
3,295

PROTECTION

RESTORING FAMILY LINKS

RCMs collected
4,199 from civilians
8,795 from detainees

17,989 phone calls facilitated between family members
2,292 phone calls made by the ICRC to families to inform them of the whereabouts of a detained relative

VISITS TO DETAINEES

274,587 detainees visited
4,672 detainees monitored individually

RCMs distributed
6,612 to civilians
4,306 to detainees

792 tracing cases closed positively
6 people reunited with their families
3 of whom were unaccompanied/separated minors

686 visits carried out
345 places of detention visited

ASSISTANCE

ECONOMIC SECURITY

Food commodities
282,596 beneficiaries

Productive inputs
96,158 beneficiaries

Services and training
410,846 beneficiaries

WATER AND HABITAT

For civilians
534,687 beneficiaries

Essential household items
299,402 beneficiaries

Cash
88,572 beneficiaries

For wounded and sick
3,792 beds

HEALTH

Health centres
61 structures

Hospitals
68 structures

Physical rehabilitation
53 projects
224,175 patients receiving services

* Implementation rate = expenditure/budget x 100

EUROPE AND CENTRAL ASIA

FINANCE

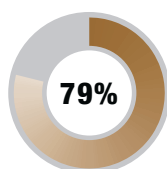
BUDGET IN CHF MILLIONS

Initial Appeals	133.8
Budget Extension Appeals	6.1
FINAL BUDGET	139.9

EXPENDITURE

TOTAL	110.5
of which overheads	6.7

IMPLEMENTATION RATE*



PROTECTION



RESTORING FAMILY LINKS

RCMs collected
466 from civilians
245 from detainees

21,057 phone calls facilitated between family members
470 phone calls made by the ICRC to families to inform them of the whereabouts of a detained relative

RCMs distributed
399 to civilians
193 to detainees

372 tracing cases closed positively
9 people reunited with their families

VISITS TO DETAINEES

95,317 detainees visited
1,485 detainees monitored individually

524 visits carried out
223 places of detention visited

ASSISTANCE

ECONOMIC SECURITY

Food commodities
232,093 beneficiaries

Productive inputs
16,093 beneficiaries

Vouchers
3,864 beneficiaries

Essential household items
261,672 beneficiaries

Cash
44,761 beneficiaries

Services and training
4,007 beneficiaries

WATER AND HABITAT

For civilians
534,687 beneficiaries

For wounded and sick
3,792 beds

HEALTH

Health centres
28 structures

Hospitals
86 structures

Physical rehabilitation
1 project

* Implementation rate = expenditure/budget x 100

NEAR AND THE MIDDLE EAST

FINANCE

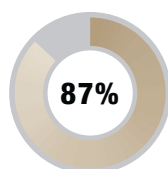
BUDGET IN CHF MILLIONS

Initial Appeals	465.4
Budget Extension Appeals	50.2
FINAL BUDGET	515.6

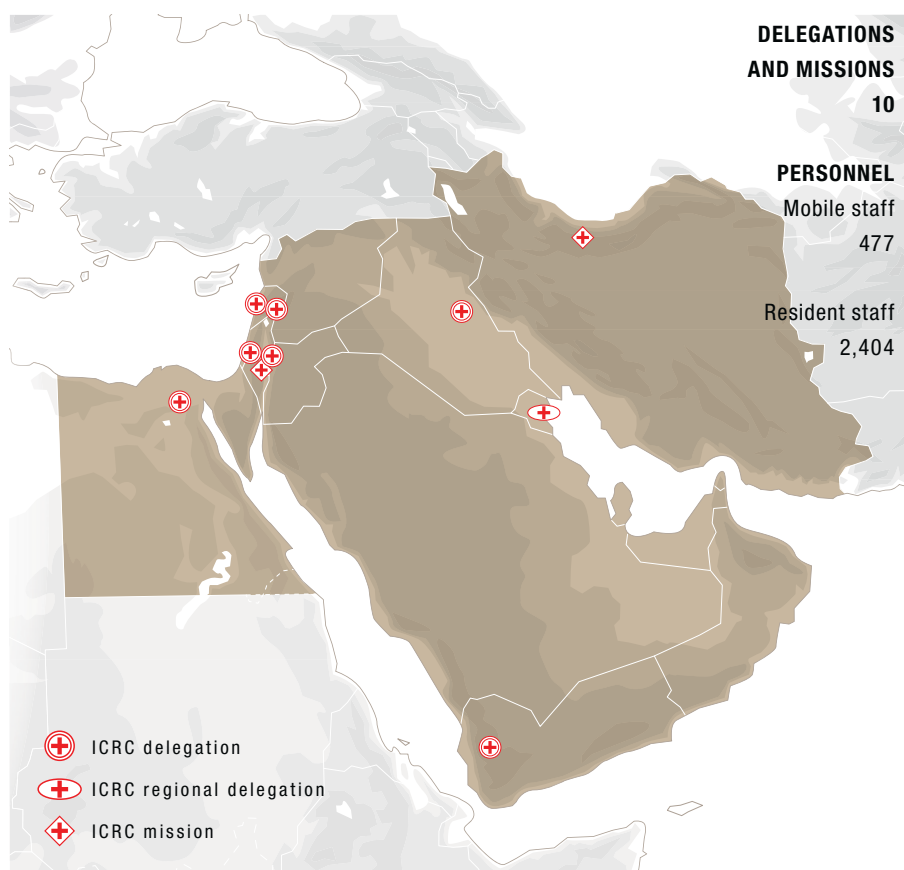
EXPENDITURE

TOTAL	448.0
of which overheads	27.3

IMPLEMENTATION RATE*



PROTECTION



RESTORING FAMILY LINKS



RCMs collected
7,859 from civilians
7,567 from detainees



18,427 phone calls facilitated between family members
21,092 phone calls made by the ICRC to families to inform them of the whereabouts of a detained relative



RCMs distributed
9,738 to civilians
3,417 to detainees



1,203 tracing cases closed positively
7 people reunited with their families
2 of whom were unaccompanied/separated minors

VISITS TO DETAINEES



123,612 detainees visited
8,053 detainees monitored individually



1,377 visits carried out
323 places of detention visited

ASSISTANCE

ECONOMIC SECURITY



Food commodities
11,303,585 beneficiaries



Productive inputs
446,686 beneficiaries



Vouchers
3,779 beneficiaries



Essential household items
3,314,518 beneficiaries



Cash
201,063 beneficiaries



Services and training
109,617 beneficiaries

HEALTH



Health centres
68 structures



Hospitals
180 structures



Physical rehabilitation
22 projects
116,442 patients receiving services

WATER AND HABITAT



For civilians
22,630,024 beneficiaries

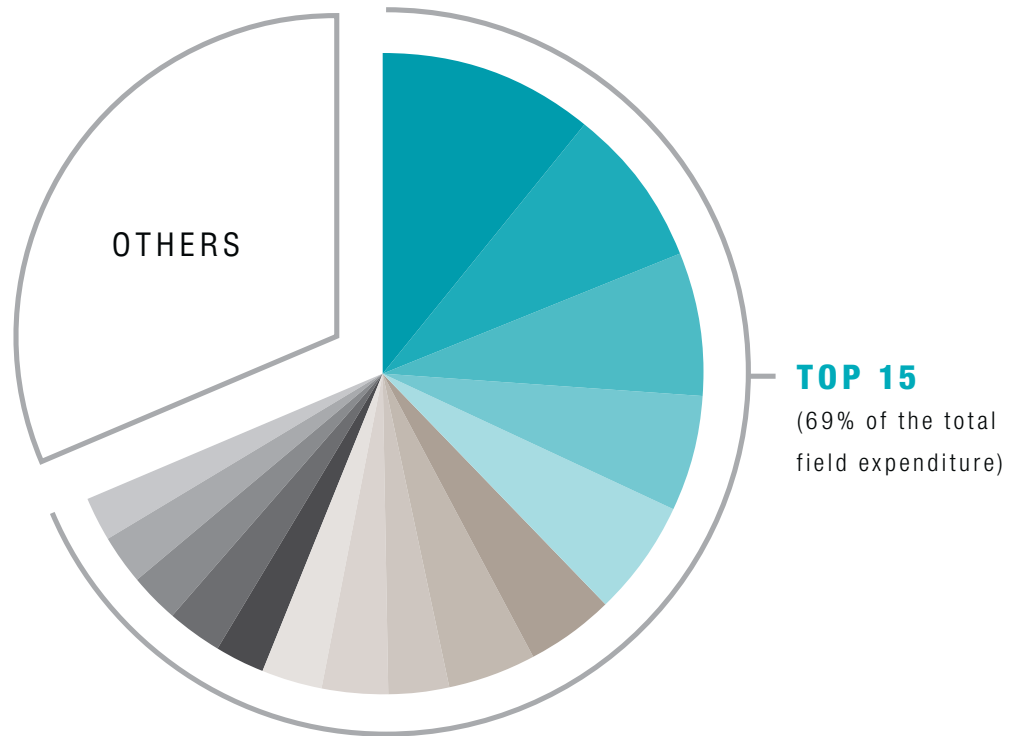


For wounded and sick
7,748 beds

* Implementation rate = expenditure/budget x 100

15 LARGEST OPERATIONS IN 2016

IN TERMS OF EXPENDITURE



RANK	CONTEXT	EXPENDITURE (IN CHF MILLIONS)
1	■ Syrian Arab Republic	159.7
2	■ South Sudan	120.5
3	■ Iraq	104.8
4	■ Afghanistan	85.2
5	■ Nigeria	83.6
6	■ Somalia	65.9
7	■ Democratic Republic of the Congo	63.3
8	■ Israel and the Occupied Territories	47.9
9	■ Yemen	45.9
10	■ Ukraine	43.8
11	■ Lebanon	39.1
12	■ Central African Republic	38.8
13	■ Mali	38.0
14	■ Jordan	36.6
15	■ Niger	30.4
TOTAL		1,003.5

FINANCE

COMPARATIVE DATA 2012–2016

BUDGET AND EXPENDITURE

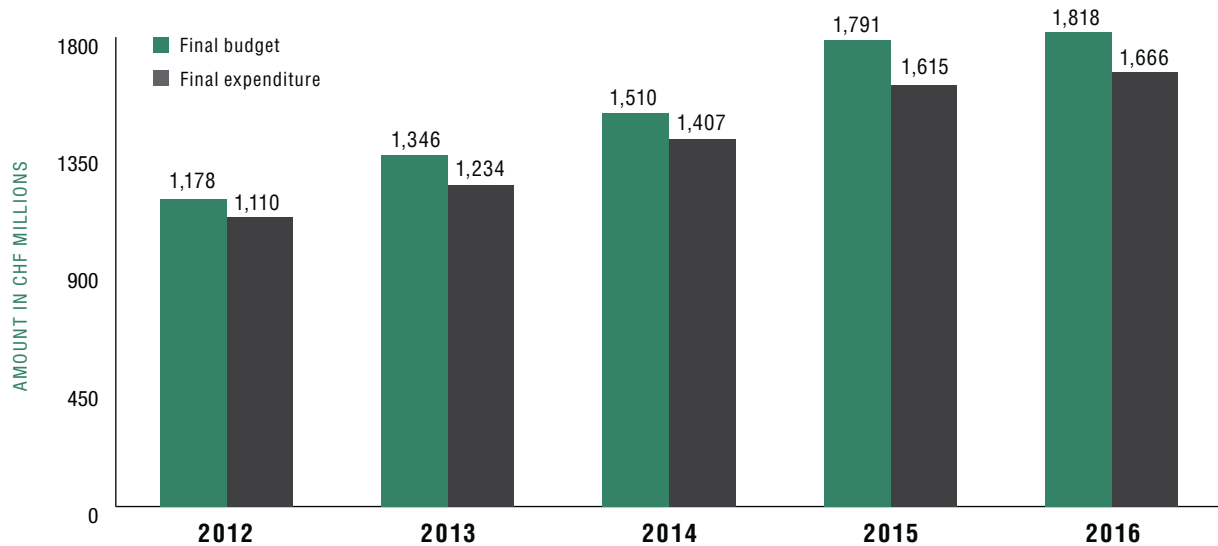
INCOME BY SOURCE

EARMARKING

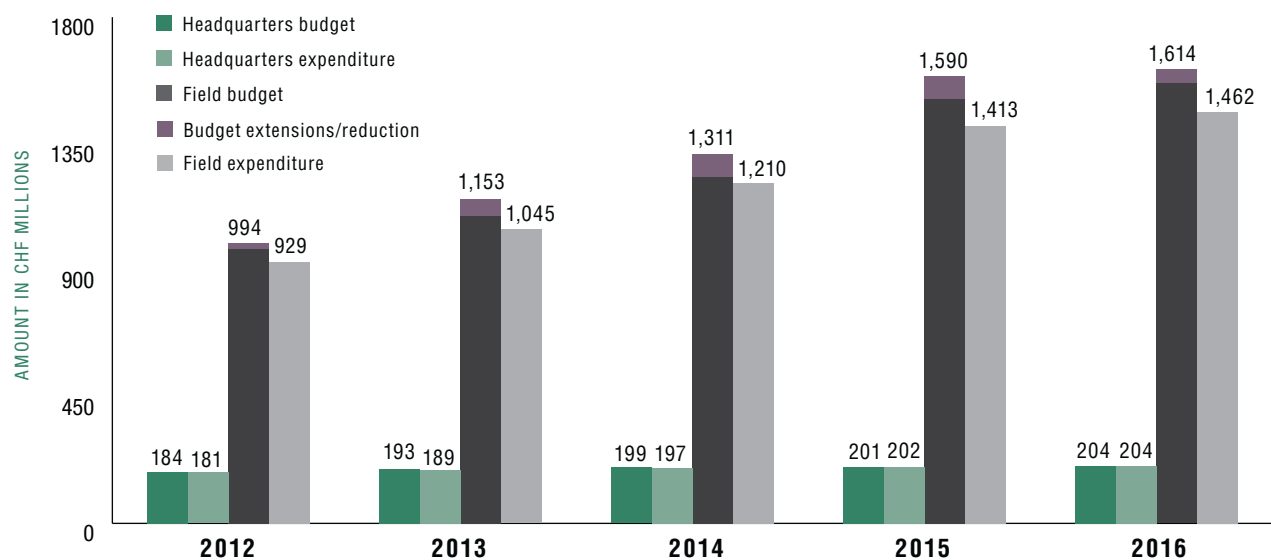
BUDGET AND EXPENDITURE

EVOLUTION OF THE ICRC'S TOTAL BUDGET AND EXPENDITURE 2012–2016³

Both the final budget and expenditure have climbed steadily since 2012. This increase reflects the ICRC's ambition and capacity to reach those most affected by armed conflicts and other situations of violence.



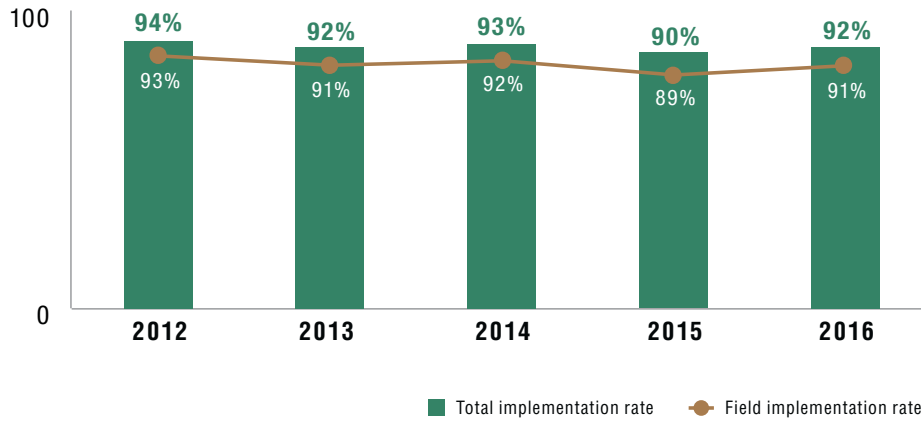
HEADQUARTERS AND FIELD – TOTAL BUDGET AND EXPENDITURE 2012–2016



3. The final budget comprises the initial budget as published in the ICRC Appeals, and the budget extensions (or reductions) approved by the ICRC governance within the same year.

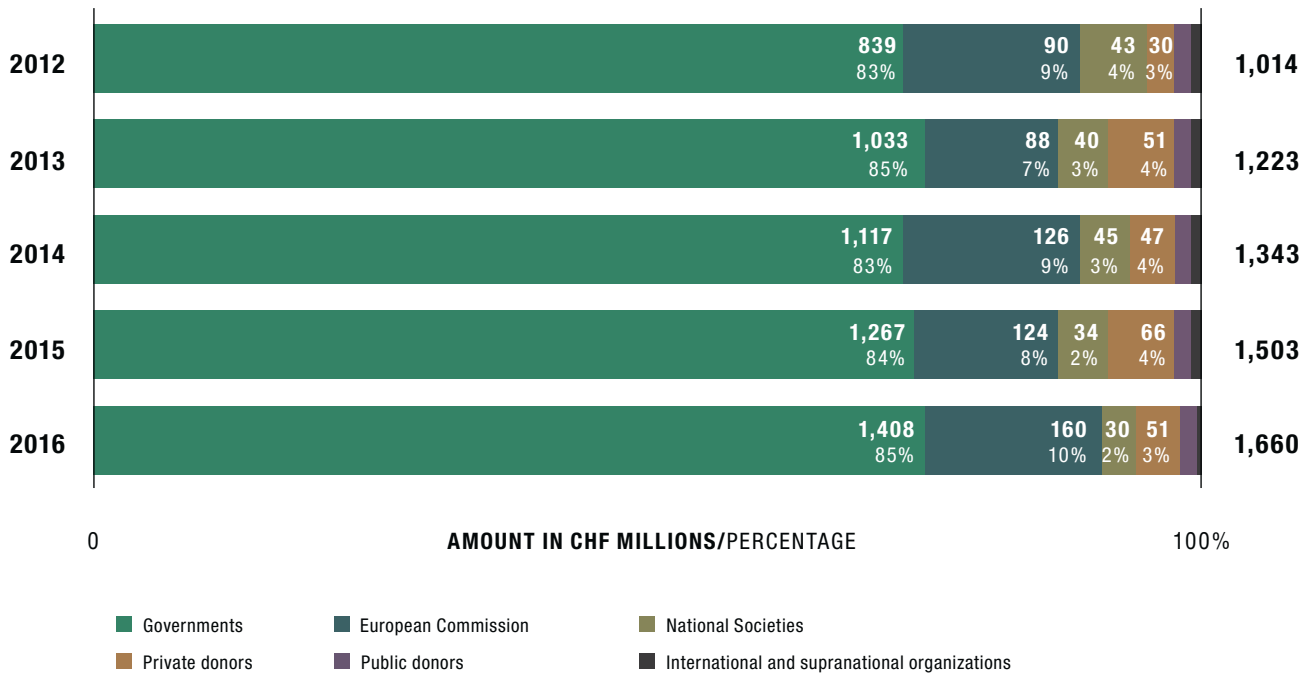
Despite its ambitious budgets, the ICRC has managed to consistently demonstrate its ability to deliver on its objectives and plans of action: its average implementation rate⁴ for the past five years is around 91%.

IMPLEMENTATION RATE



INCOME BY SOURCE

Contributions from governments and from the European Commission constituted roughly 93% of the ICRC’s funding on average. National Societies, international and supranational organizations, private donors and public sources accounted for other sources of funds for the ICRC.



4. Implementation rate = expenditure/budget x 100.

EARMARKING

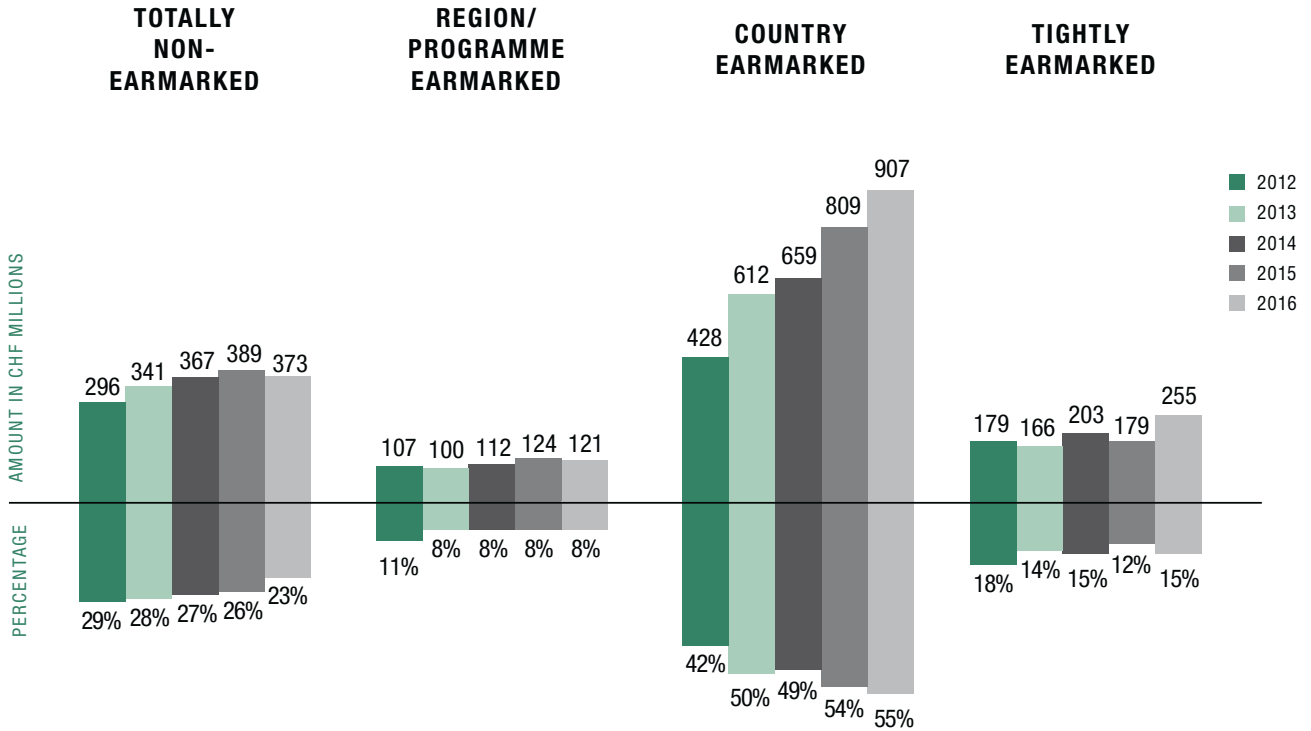
Earmarking is the practice whereby donors require that their funds be allocated for the ICRC in general. The table below shows the overall framework agreed with donors for the earmarking levels of cash contributions to the ICRC.

LEVEL OF EARMARKING	RANGE/RESTRICTIONS
None	general ICRC; ICRC field or headquarters budget
Region/Programme	one of the five geographical regions: Africa, Americas, Asia and the Pacific, Europe and Central Asia, Near and Middle East one of the four programmes: Protection, Assistance, Prevention, Cooperation one of the four programmes for one of the five geographical regions
Country	one of the ICRC's field operations
Tightly earmarked	a specific programme or sub-programme within one context

The quality of funding is measured by the margin that the ICRC has in deciding how to allocate a donor's contribution. For the ICRC to meet needs effectively, flexible funding-related policies remain essential, as they correlate directly with the ICRC's ability to maintain its independence, rapid-response capacity, and capacity to adapt to rapidly changing situations and evolving needs.

EVOLUTION OF EARMARKING 2012–2016

The chart below illustrates the earmarking levels of cash contributions for ICRC headquarters and field operations from 2012 to 2016. It shows a worrying trend for the ICRC: the percentage of non-earmarked funding has been falling steadily in the past five years.



Experience has shown that the ICRC’s operational flexibility decreases in direct proportion to the degree of earmarking stipulated by donors, to the detriment of the people that the ICRC is trying to help. For instance, a disproportionate focus on country-level earmarking could result in a lack of funding for operations in contexts that do not fall within the scope of mainstream diplomatic interests or are not widely covered by the media. The ICRC therefore prefers non-earmarked funding. The ICRC encourages donors to ease their constraints, and maintains its commitment to use funds as efficiently as possible.

MISSION

The International Committee of the Red Cross (ICRC) is an impartial, neutral and independent organization whose exclusively humanitarian mission is to protect the lives and dignity of victims of armed conflict and other situations of violence and to provide them with assistance.

The ICRC also endeavours to prevent suffering by promoting and strengthening humanitarian law and universal humanitarian principles.

Established in 1863, the ICRC is at the origin of the Geneva Conventions and the International Red Cross and Red Crescent Movement. It directs and coordinates the international activities conducted by the Movement in armed conflicts and other situations of violence.



ICRC

International Committee of the Red Cross
Resource Mobilization Division
19, avenue de la Paix
1202 Geneva, Switzerland
T + 41 22 734 60 01 F + 41 22 733 20 57
Email: gva_rex_chf@icrc.org www.icrc.org
© ICRC, REM 2017/292 May 2017



ICRC